



District Report Card: 2017


State: Maharashtra	District: Solapur
Class: 8	Subject: Language
Schools: 51	Students: 1418


Participation/Coverage


Students

GENDER 	Boys		Girls	
	Number	%	Number	%
	828	58.39	590	41.61

AREA 	Rural		Urban	
	Number	%	Number	%
	1002	70.66	416	29.34

CATEGORY 	SC		ST		OBC		GEN	
	Number	%	Number	%	Number	%	Number	%
	222	15.66	47	3.31	466	32.86	683	48.17

CWSN 	LD	VI	HI	S&LD	ID	Oth
	1	3	1	2	1	55

Management 	Government		Government-aided	
	Number	%	Number	%
	51	3.60	1367	96.40

Average Performance of Students in Language (%)

Overall	Gender		Area		Management		Social Group			
	Male	Female	Rural	Urban	Govt.	Aided	SC	ST	OBC	GEN
61.34	60.72	62.21	61.43	61.12	69.67	61.03	56.97	69.79	61.43	62.12

Performance on Learning Outcomes (LOs)

Learning Outcomes	Description	Average Performance(%)
L813	Read textual/non-textual materials with comprehension and identifies the details, characters, main idea and sequence of ideas and events while reading	61.34

Range of Performance of Students who Answered Correctly							
Below 30%		30% - 50%		50% - 75%		Above 75%	
Number	%	Number	%	Number	%	Number	%
145	10.23	276	19.46	604	42.60	393	27.72

Lowest Performing Learning Outcomes (LOs)

1 - Read textual/non-textual materials with comprehension and identifies the details, characters, main idea and sequence of ideas and events while reading (61.34)